

### Specifications

Model	Z-34/22N	
Measurements	US	Metric
Working height maximum*	40 ft 6 in	12.52 m
Platform height maximum	34 ft 6 in	10.52 m
Horizontal reach maximum	22 ft 3 in	6.78 m
Up and over clearance maximum	15 ft 2 in	4.62 m
<b>A</b> Platform length	2 ft 6 in	0.76 m
<b>B</b> Platform width	4 ft 8 in	1.42 m
<b>C</b> Height - stowed	6 ft 7 in	2.00 m
<b>D</b> Length - stowed	18 ft 9 in	5.72 m
<b>E</b> Storage height	7 ft 5 in	2.26 m
<b>A</b> Storage length	13 ft 9 in	4.19 m
<b>A</b> Width	4 ft 10 in	1.47 m
<b>A</b> Wheelbase	6 ft 2 in	1.88 m
<b>A</b> Ground clearance - center	5.5 in	0.14 m

### Productivity

Lift capacity	500 lbs	227 kg
Platform rotation	180°	
Vertical jib rotation	139°	
Turntable rotation	355° non-continuous	
Turntable tailswing	zero	
Drive speed - stowed	4.0 mph	6.4 km/h
Drive speed - raised**	0.68 mph	1.1 km/h
Gradeability - stowed***	35%	
Turning radius - inside	7 ft	2.13 m
Turning radius - outside	13 ft 5 in	4.08 m
Controls	24V DC proportional	
Tires (solid rubber, non-marking, treaded)	22 x 7 x 17.75 in	.56 x .18 x .45 m

### Power

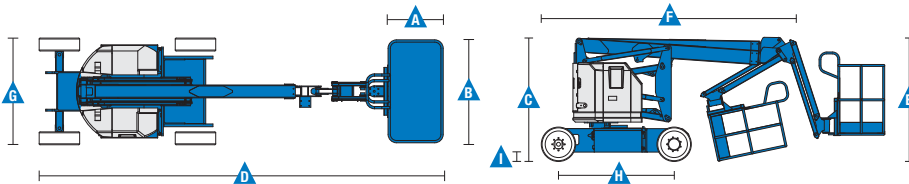
Power source	48V DC (eight 6 V batteries 315 Ah capacity)	
Auxiliary power unit	24V DC	
Hydraulic tank capacity	4 gal	15.1 L

### Weight\*\*\*\*

	1,400 lbs	5,171 kg
--	-----------	----------

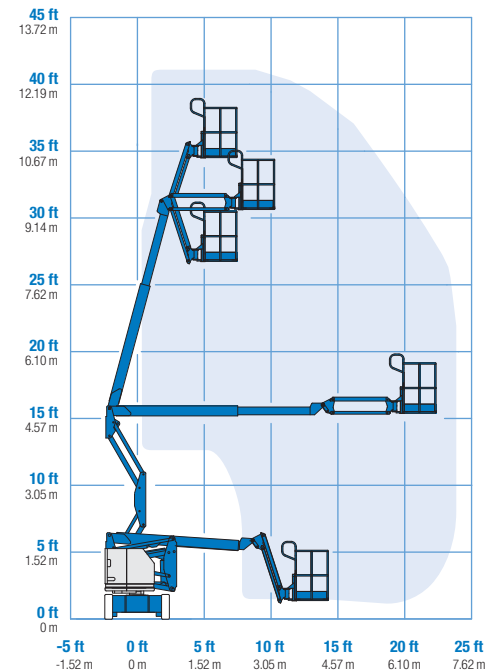
### Standards Compliance

ANSI A92.5, CSA B354.4, EN 280, AS 1418.10



\* The metric equivalent of working height adds 2 m to platform height. U.S. adds 6 ft to platform height.  
 \*\* In lift mode (platform raised), the machine is designed to operate on firm, level surfaces only.  
 \*\*\* Gradeability applies to driving on slopes. See operator's manual for details regarding slope ratings.  
 \*\*\*\* Weight will vary depending on options and/or country standards.

### Range Of Motion Z-34/22N



### Features

#### Standard Features

##### Measurements

- 40 ft 6 in (12.52 m) working height
- 22 ft 3 in (6.78 m) horizontal reach
- 15 ft 2 in (4.62 m) up and over clearance
- Up to 500 lbs (227 kg) lift capacity

##### Productivity

- 4 ft (1.22 m) jib boom with 139° working range
- Self-leveling platform
- Hydraulic platform rotation
- Fully proportional controls
- Thumb rocker steer
- Drive enable
- AC power cord to platform
- Horn
- Hour meter
- Tilt alarm
- Descent & travel alarms
- 355° non-continuous turntable rotation
- Zero tailswing

##### Power

- 48V deep cycle battery pack
- 24V DC auxiliary power
- Universal 30A battery smart charger

#### Easily Configured To Meet Your Needs

##### Platform Options

- Steel 4 ft 8 in (1.42 m) (standard)
- Steel 3 ft 10 in (1.17 m)

##### Jib

- 4 ft (1.22 m) jib boom

##### Power

- 48V DC power source

##### Drive

- 2WD

##### Tire

- Solid rubber non-marking


#### Options & Accessories

##### Productivity

- Platform swing gate
- Half-mesh platform inserts with swing gate
- Platform top auxiliary rail
- Air line to platform
- Aircraft protection package
- Hostile environment package
- Fire resistant hydraulic oil
- Biodegradable hydraulic oil
- Tool tray
- Fluorescent tube caddy
- Pipe cradle (pair)
- Flashing beacon
- Platform work lights
- Lockable platform control box cover

##### Power

- AGM batteries
- EE UL583 Fire Protection rating
- Battery charge indicator (BCI)
- Low voltage interrupt with BCI
- 800 watt 120VAC power inverter



\* Reduces platform weight capacity to 440 lbs

#### Genie United States

18340 NE 76th Street  
P.O. Box 97030  
Redmond, Washington 98073-9730  
Telephone +1 (425) 881-1800  
Toll Free in USA/Canada +1 (800)-536-1800  
Fax +1 (425) 883-3475

#### Genie Europe

The Maltings  
Wharf Road  
Grantham NG31 6BH  
UK  
Telephone +44 (0)1476 584333  
Fax +44 (0)1476 584334  
Email: AWP-InfoEurope@terex.com

#### Distributed By:

Effective Date: February, 2012. Product specifications and prices are subject to change without notice or obligation. The photographs and/or drawings in this document are for illustrative purposes only. Refer to the appropriate Operator's Manual for instructions on the proper use of this equipment. Failure to follow the appropriate Operator's Manual when using our equipment or to otherwise act irresponsibly may result in serious injury or death. The only warranty applicable to our equipment is the standard written warranty applicable to the particular product and sale and we make no other warranty, express or implied. Products and services listed may be trademarks, service marks or trade names of Terex Corporation and/or their subsidiaries in the USA and many other countries. Genie is a registered trademark of Terex South Dakota, Inc. © 2012 Terex Corporation.